

THE SUPREME COURT *of* OHIO

CASE STATISTICS



2021

Prepared by
Office of the Clerk

THE SUPREME COURT *of* OHIO

CASE STATISTICS

Maureen O'Connor
Chief Justice

Sharon L. Kennedy

Judith L. French
Justice until Jan. 1, 2021

Patrick F. Fischer

R. Patrick DeWine

Michael P. Donnelly

Melody J. Stewart

Jennifer Brunner
Justice beginning Jan. 2, 2021
Justices

Stephanie E. Hess
Interim Administrative Director

Prepared by
Office of the Clerk

Sandra H. Grosko ■ Clerk of the Court



TABLE OF CONTENTS

1.	CASELOAD ACTIVITIES	1
	Summary of 2021 Caseload Activity	2
	Cases Filed	3
	Cases Disposed	4
	Cases Pending on December 31, 2021	5
2.	CASELOAD 2017-2021	7
	Cases Filed by Category – 2021	8
	Cases Filed	9
	Cases Disposed	10
	Cases Pending	11
	Cases Filed by Pro Se Litigants	12
	Jurisdictional Appeals Filed 2016 - 2020 and Accepted for Merit Review	13
3.	TIME TO DISPOSITION 2017-2021	15
	All Cases	16
	Jurisdictional Appeals Accepted for Merit Review	17
	Jurisdictional Appeals Not Accepted for Merit Review	18
	Original Actions	19
	Disciplinary Cases	20
	Unauthorized Practice of Law Cases	21
	Bar Admission Cases	22
	Cases Decided with an Opinion	23
4.	BRIEFING TO ORAL ARGUMENT 2017-2021	25
	All Cases Argued	26
	Practice of Law Cases Argued	27
5.	E-FILING	29
	Total New Cases Filed	30
	Total Attorney New Cases Filed	30
	Total Non-Attorney New Cases Filed	30
	Total Filings	31
	Total Attorney Filings	31
	Total Non-Attorney Filings	31
6.	APPENDICES	33
	Appendix A – Practice of Law Cases - Cases Filed in 2021	34
	Appendix B – Practice of Law Cases - Cases Disposed in 2021	35



SECTION 1

CASELOAD ACTIVITIES

The following tables provide a summary of the 2021 caseload activity for the Court, including a listing of cases filed, final dispositions, and cases pending on December 31, 2021.

2021 CASE STATISTICS

Summary of Activity

CASES PENDING JANUARY 1, 2021	480
CASES FILED	
Jurisdictional Appeals	1,063
Merit Cases	447
Practice of Law Cases	97
TOTAL CASES FILED	1,607
Cases Filed by Legal Category	
Civil	310
Criminal	677
Domestic Relations, Probate, and Juvenile	72
Miscellaneous ¹	451
Practice of Law	97
CASES DISPOSED	
Jurisdictional Appeals	967
Merit Cases	431
Practice of Law Cases	134
TOTAL CASES DISPOSED	1,532
CASES PENDING DECEMBER 31, 2021	555
CLEARANCE RATE	95%

¹ Miscellaneous cases include certified conflict cases, certified questions of state law, direct appeals, original actions, administrative appeals, and redistricting cases.

2021 CASE STATISTICS

Cases Filed

JURISDICTIONAL APPEALS

Jurisdictional Appeals	987
Death Penalty Postconviction Appeals	5
Appeals Involving Termination of Parental Rights/Adoption	18
Appeals from App.R. 26(B) Applications	53
TOTAL	1,063

MERIT CASES

Original Actions	265
Habeas Corpus Cases	57
Direct Appeals (Cases Originating in Court of Appeals)	75
Certified Conflicts	11
Certified Conflicts Involving Termination of Parental Rights/Adoption	2
Appeals from Board of Tax Appeals	5
Appeals from Public Utilities Commission	3
Appeals from Power Siting Board	1
Death Penalty Cases	0
Appeals from App.R. 26(B) Application in Death Penalty Case	1
Certified Questions of State Law	3
Appeals from Denial of DNA Testing in Capital Case	0
Appeals of Contest of Election under R.C. 3515.15	1
Petition Challenges pursuant to Article II, Section 1g of the Ohio Constitution	0
Contests of an Election pursuant to R.C. 3515.08	0
Cases Purporting to Invoke Unspecified Original Jurisdiction	18
Redistricting Cases	5
TOTAL	447

PRACTICE OF LAW CASES²

Disciplinary Cases	91
Bar Admission Cases	4
Unauthorized Practice of Law Cases	1
Other Matters Relating to the Practice of Law	1
TOTAL	97

TOTAL CASES FILED

1,607

²See Appendix A for a breakdown of cases relating to the practice of law that were filed in 2021.

2021 CASE STATISTICS

Cases Disposed

JURISDICTIONAL APPEALS³

Jurisdictional Appeals ⁴	902
Death Penalty Postconviction Appeals	3
Appeals Involving Termination of Parental Rights/Adoption	13
Appeals from App.R. 26(B) Applications	49
TOTAL	967

MERIT CASES

Original Actions	240
Habeas Corpus Cases	48
Direct Appeals (Cases Originating in Court of Appeals)	57
Certified Conflicts	7
Certified Conflicts Involving Termination of Parental Rights/Adoption	0
Appeals from Board of Tax Appeals	12
Appeals from Public Utilities Commission	4
Appeals from Power Siting Board	1
Death Penalty Cases	3
Appeals from App.R. 26(B) Application in Death Penalty Case	1
Certified Questions of State Law	1
Appeals from Denial of DNA Testing in Capital Case	0
Appeals of Contest of Election under R.C. 3515.15	1
Petition Challenges pursuant to Article II, Section 1g of the Ohio Constitution	0
Other Merit Cases	15
Jurisdictional Appeals Accepted for Merit Review ⁵	41
TOTAL	431

PRACTICE OF LAW CASES

Disciplinary Cases	118
Bar Admission Cases	9
Unauthorized Practice of Law Cases	7
TOTAL	134

TOTAL CASES DISPOSED **1,532**

³This category includes jurisdictional appeals that were declined and the merits of the case were not reviewed by the Court.

⁴This category includes jurisdictional appeals that were accepted, held, and later summarily decided without briefing.

⁵This category does not include jurisdictional appeals that were accepted, held, and later summarily decided without briefing.

2021 CASE STATISTICS

Cases Pending December 31, 2021

JURISDICTIONAL APPEALS

Jurisdictional Appeals	227
Death Penalty Postconviction Appeals	0
Appeals Involving Termination of Parental Rights/Adoption	0
Appeals from App.R. 26(B) Applications	0
Petitions to Transfer Board of Tax Appeals Appeal from Court of Appeals	0
TOTAL	227

MERIT CASES

Original Actions	93
Habeas Corpus Cases	16
Direct Appeals (Cases Originating in Court of Appeals)	45
Certified Conflicts	15
Certified Conflicts Involving Termination of Parental Rights/Adoption	2
Appeals from Board of Tax Appeals	5
Appeals from Public Utilities Commission	3
Appeals from Power Siting Board	1
Death Penalty Cases	7
Certified Questions of State Law	2
Appeals from App.R. 26(B) Application in a Death Penalty Case	0
Appeals from Denial of DNA Testing in Capital Case	0
Other Merit Cases	6
Redistricting Cases	5
Jurisdictional Appeals Accepted for Review	107
TOTAL	307

PRACTICE OF LAW CASES

Disciplinary Cases	19
Unauthorized Practice of Law Cases	1
Other Matters Relating to the Practice of Law	1
TOTAL	21

TOTAL CASES PENDING **555**



SECTION 2

CASELOAD

2017-2021

The following charts show the caseload activity of the Court, including total cases filed, total cases disposed, total cases pending, and appeals filed by pro se litigants for the years 2017 through 2021.

Also included in this section is a chart reflecting the number and percentage of jurisdictional appeals filed and accepted for review. This chart compares the years 2016 through 2020 because this data is measured by the year in which the appeal was filed. The most recent year for which the data is complete is 2020.

2021 CASE STATISTICS

Caseload 2017-2021

CASES FILED BY CATEGORY – 2021

The clerk’s office categorizes cases according to the following designations:

- Civil
- Criminal
- Practice of Law
- Domestic Relations, Probate & Juvenile
- Miscellaneous.

The categories correspond to those used by Ohio’s courts of appeal.

CASES BY CATEGORY

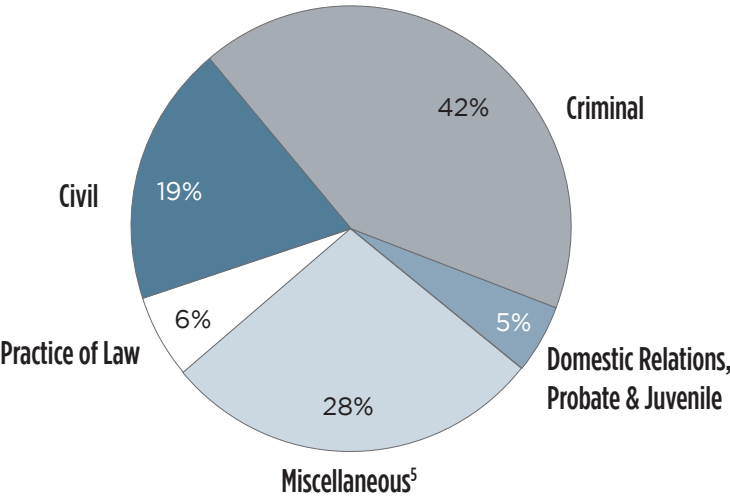
Civil
310 cases (19%)

Criminal
677 cases (42%)

Practice of Law
97 cases (6%)

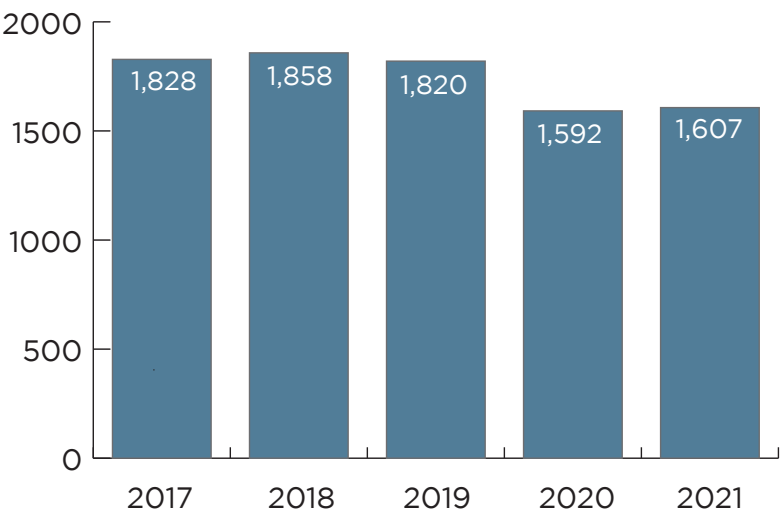
**Domestic Relations,
Probate & Juvenile**
72 cases (5%)

Miscellaneous⁵
451 cases (28%)



⁵ Miscellaneous cases include certified conflict cases, certified questions of state law, direct appeals, original actions, administrative appeals, and redistricting cases.

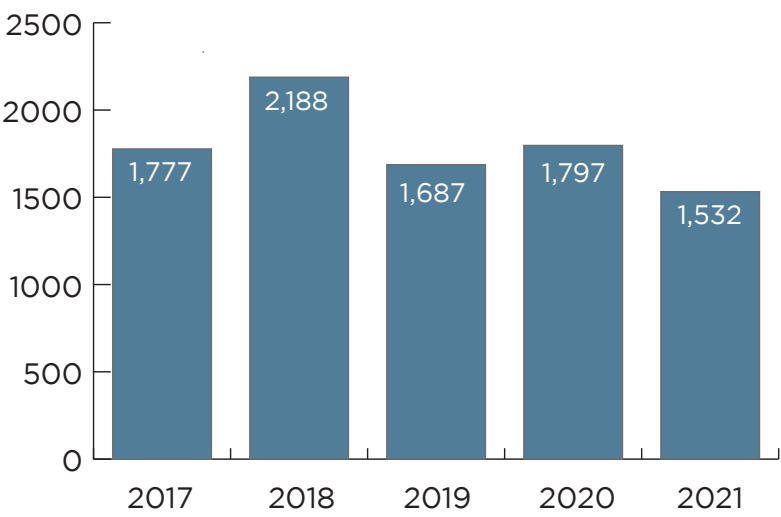
CASES FILED 2017-2021



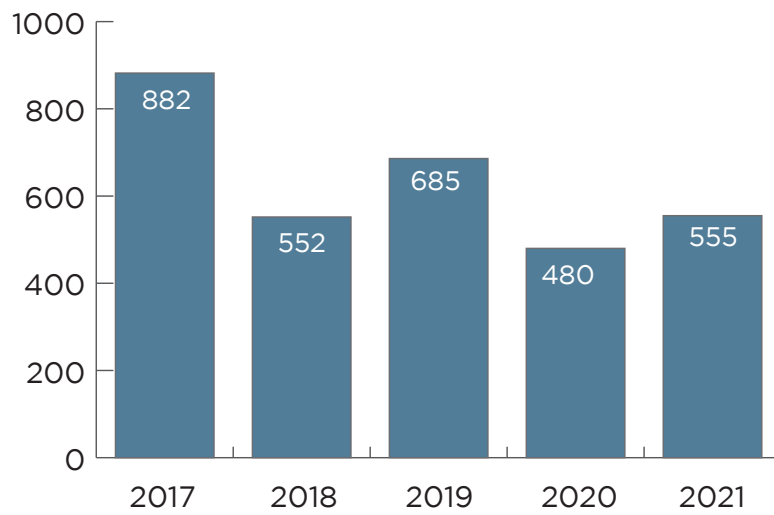
2021 CASE STATISTICS

Caseload 2017-2021

CASES DISPOSED 2017-2021



CASES PENDING ON THE 31ST DAY OF DECEMBER 2017-2021

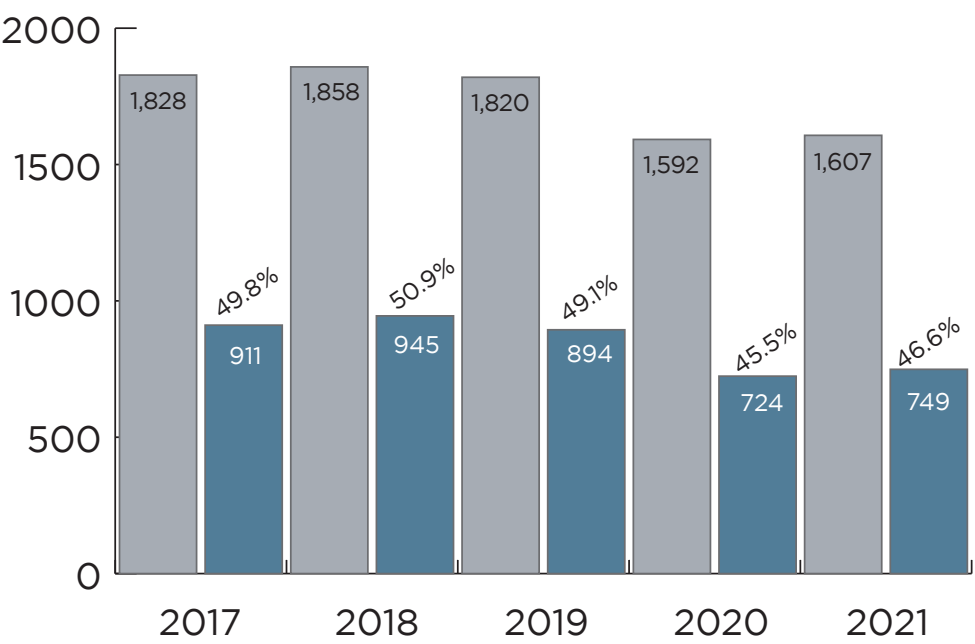


2021 CASE STATISTICS

Caseload 2017-2021

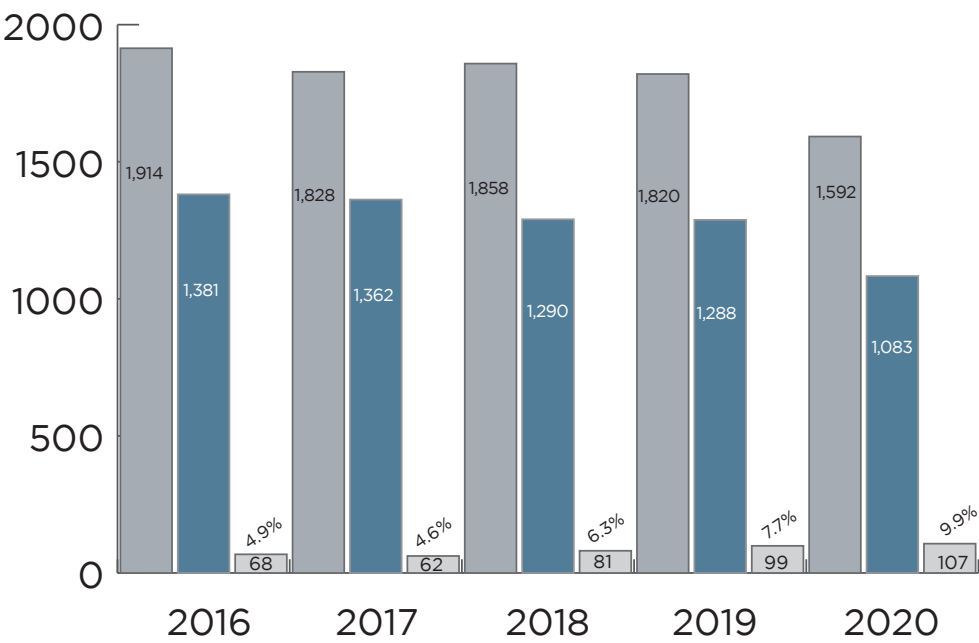
CASES FILED BY PRO SE LITIGANTS 2017-2021

	2017	2018	2019	2020	2021
General Cases	1,828	1,858	1,820	1,592	1,607
Pro se Cases	911	945	894	724	749
Percent Pro se	49.8%	50.9%	49.1%	45.5%	46.6%



JURISDICTIONAL APPEALS FILED 2016-2020
AND ACCEPTED FOR MERIT REVIEW

	2016	2017	2018	2019	2020
Cases Filed	1,914	1,828	1,858	1,820	1,592
Appeals Filed	1,381	1,362	1,290	1,288	1,083
Appeals Accepted	68	62	81	99	107
Percent Accepted	4.9%	4.6%	6.3%	7.7%	9.9%





SECTION 3

TIME TO DISPOSITION

2017-2021

The following charts reflect the length of time from the origination of an action to final disposition in various categories of case types, including:

- All cases
- Jurisdictional appeals accepted for merit review
- Original actions
- Disciplinary cases
- Unauthorized practice of law cases
- Bar admission cases
- All cases decided with an opinion.

The charts provide data for the years 2017 through 2021 for purposes of comparison.

2021 CASE STATISTICS

Time to Disposition 2017-2021

ALL CASES
From Case Filing to Final Disposition

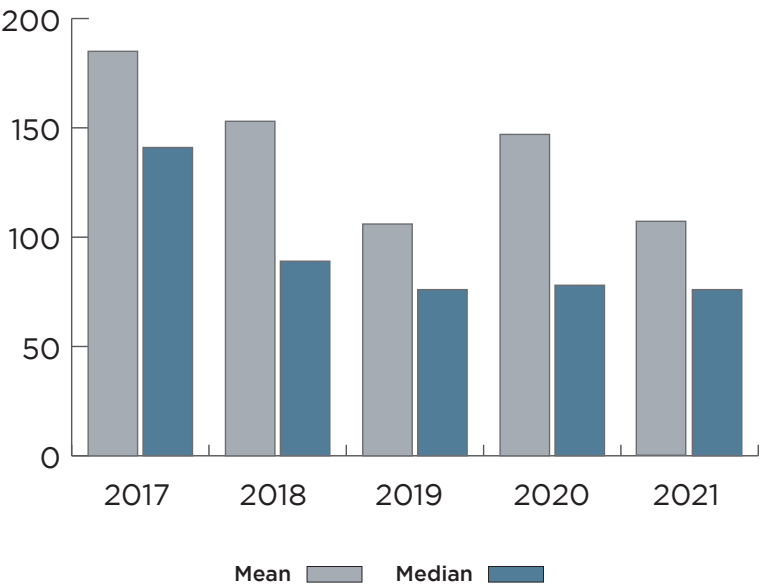
2017 — 1,777 cases
185-day mean
141-day median

2018 — 2,188 cases
153-day mean
89-day median

2019 — 1,687 cases
106-day mean
76-day median

2020 — 1,797 cases
147-day mean
78-day median

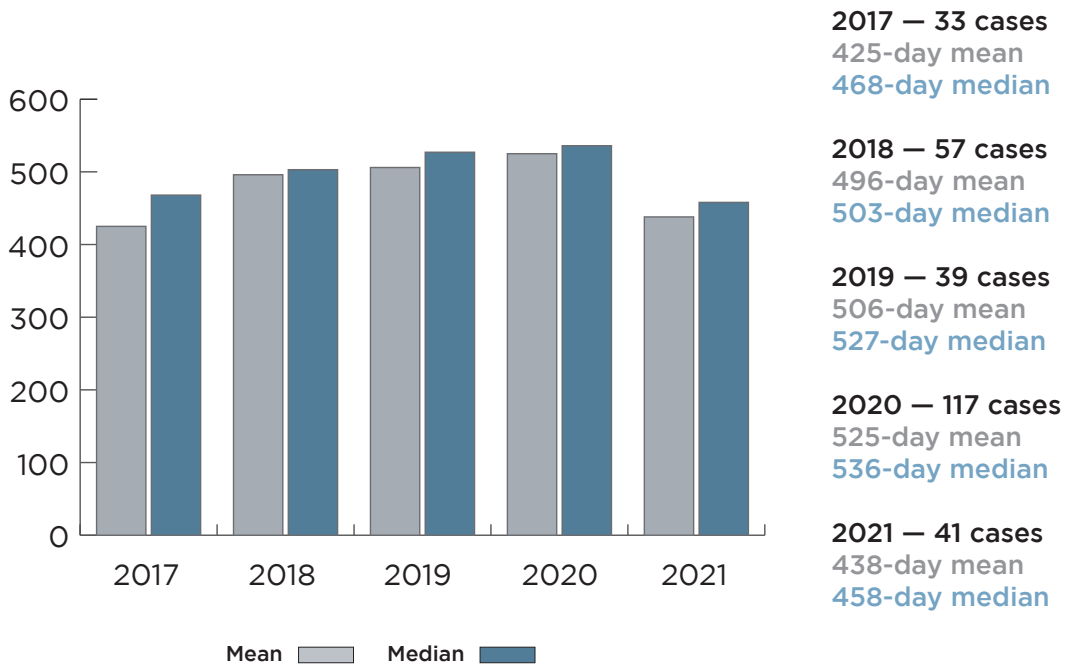
2021 — 1,532 cases
107-day mean
76-day median



2021 CASE STATISTICS

Time to Disposition 2017-2021

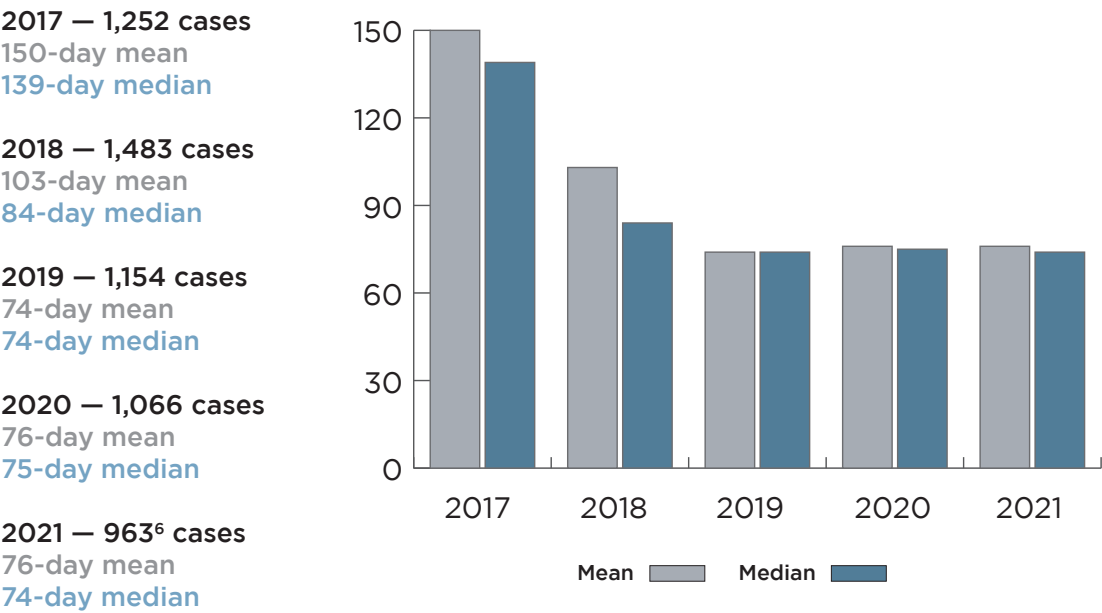
JURISDICTIONAL APPEALS ACCEPTED FOR MERIT REVIEW From Filing of Notice of Appeal to Final Disposition



2021 CASE STATISTICS

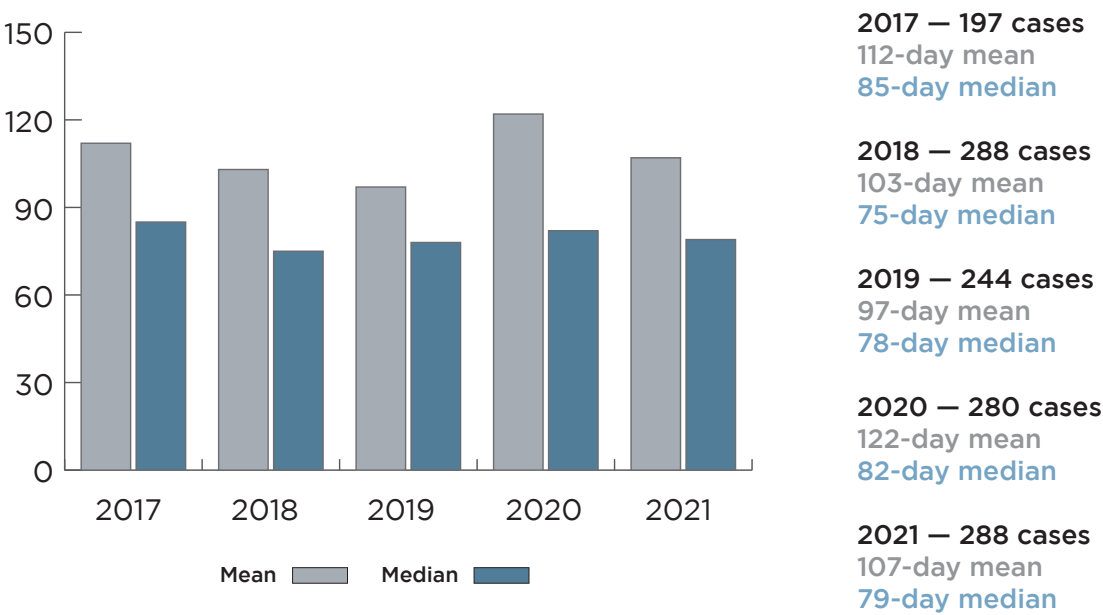
Time to Disposition 2017-2021

JURISDICTIONAL APPEALS NOT ACCEPTED FOR MERIT REVIEW From Filing of Notice of Appeal to Final Disposition



⁶This total does not include appeals that were accepted and held and later summarily decided without briefing.

ORIGINAL ACTIONS
From Filing to Final Disposition



2021 CASE STATISTICS

Time to Disposition 2017-2021

DISCIPLINARY CASES From Case Initiation to Final Disposition

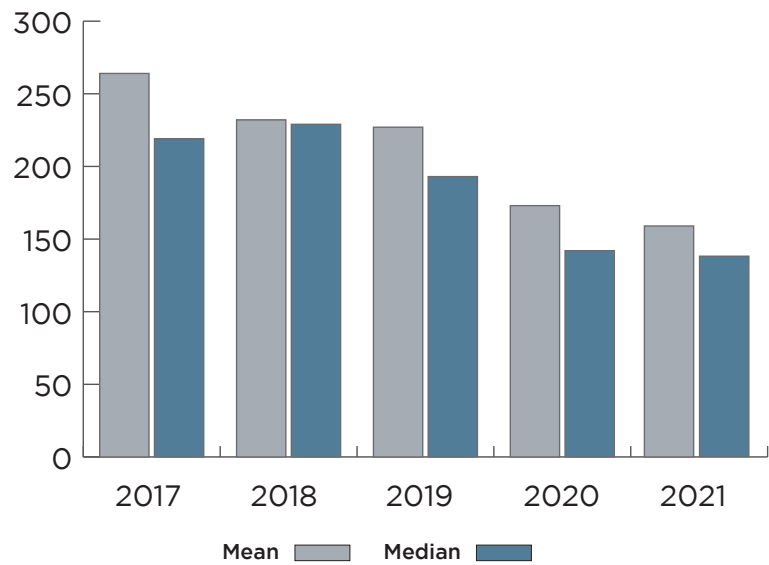
2017 — 39 cases
264-day mean
219-day median

2018 — 52 cases
232-day mean
229-day median

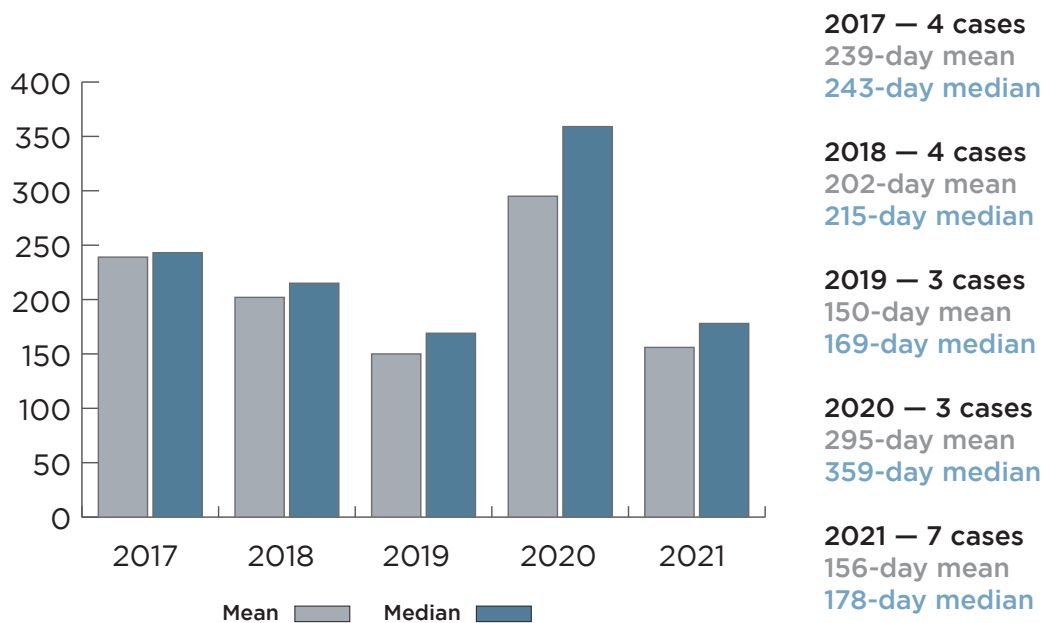
2019 — 47 cases
227-day mean
193-day median

2020 — 47 cases
173-day mean
142-day median

2021 — 47 cases
159-day mean
138-day median



UNAUTHORIZED PRACTICE OF LAW CASES From Case Initiation to Final Disposition



2021 CASE STATISTICS

Time to Disposition 2017-2021

BAR ADMISSION CASES From Case Initiation to Final Disposition

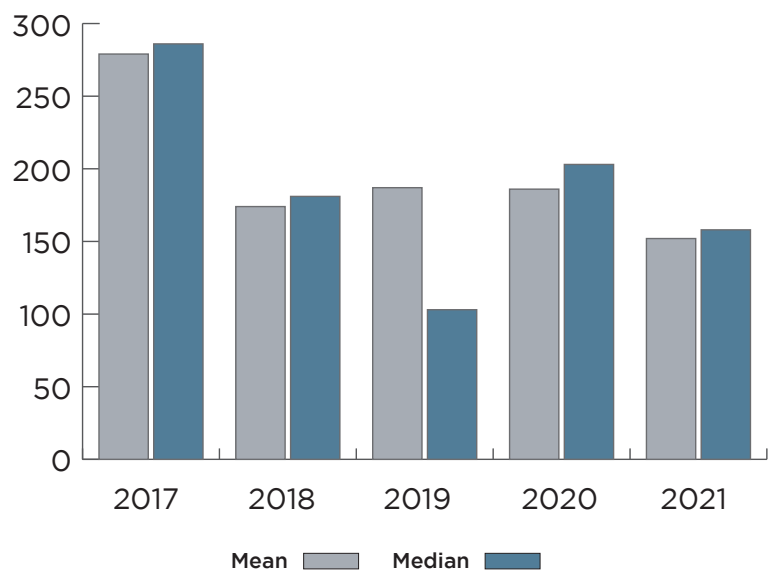
2017 — 3 cases
279-day mean
286-day median

2018 — 6 cases
174-day mean
181-day median

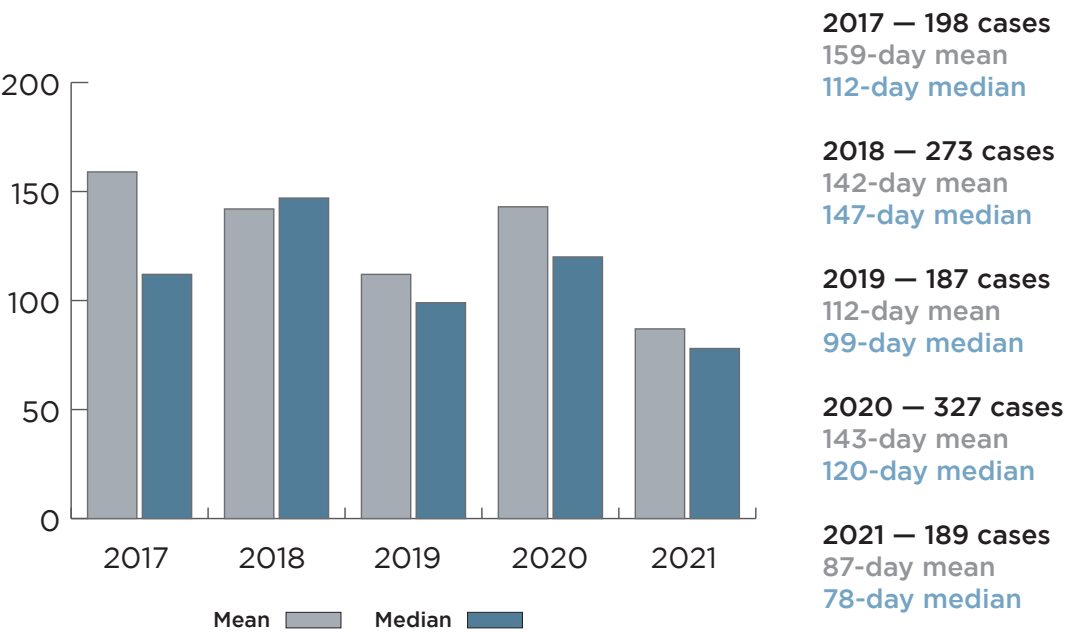
2019 — 3 cases
187-day mean
103-day median

2020 — 4 cases
186-day mean
203-day median

2021 — 9 cases
152-day mean
158-day median



CASES DECIDED WITH AN OPINION
From Submission to Court Until Issuance of Opinion





SECTION 4

BRIEFING TO ORAL ARGUMENT 2017-2021

The following charts show the time from the completion of briefing on a matter until oral argument is held. The time measured includes the six-week advance notice provided to parties who are scheduled to participate in oral argument. The charts provided are for:

- All cases argued
- Practice of law cases argued (including disciplinary cases, bar admission cases, and unauthorized practice of law cases).

2021 CASE STATISTICS

Briefing to Oral Argument 2017-2021

ALL DISPOSED CASES ARGUED⁷ From Completion of Briefing to Oral Argument

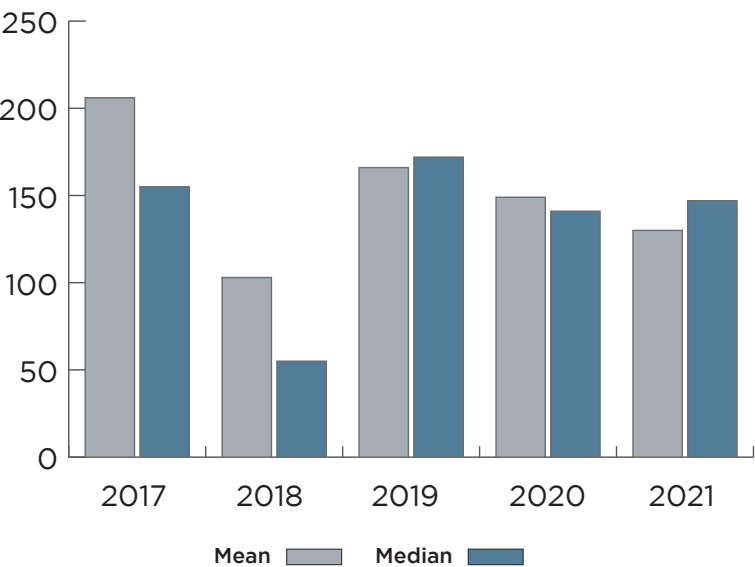
2017 — 57 cases
206-day mean
155-day median

2018 — 93 cases
103-day mean
55-day median

2019 — 55 cases
166-day mean
172-day median

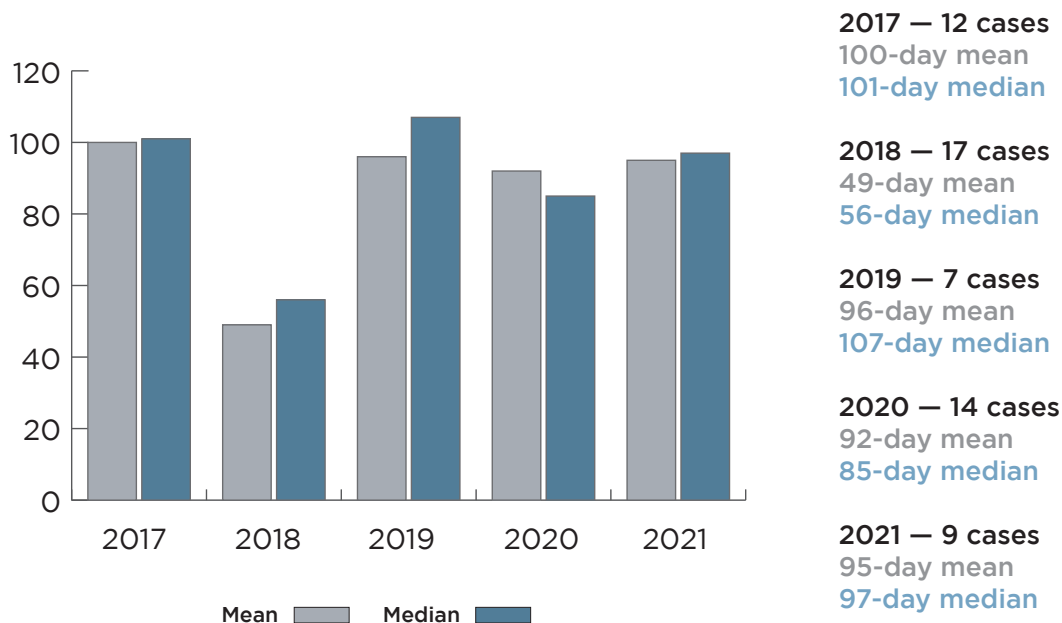
2020 — 163 cases
149-day mean
141-day median

2021 — 45 cases
130-day mean
147-day median



26 ⁷ The data in this chart may vary when compared to data presented in prior statistical reports because the Court may initially decline jurisdiction over a case but subsequently grant reconsideration, accept jurisdiction, and hold oral argument.

PRACTICE OF LAW CASES ARGUED – Disciplinary Cases, Bar Admission Cases
& Unauthorized Practice of Law Cases
From Completion of Briefing to Oral Argument





SECTION 5

E-FILING

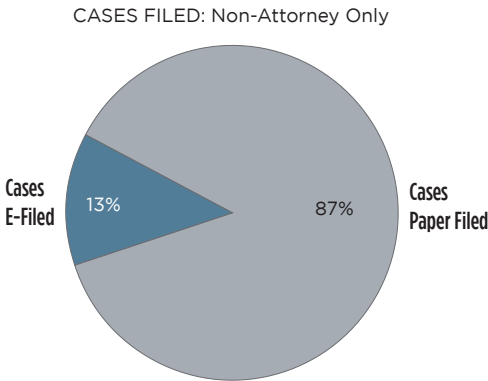
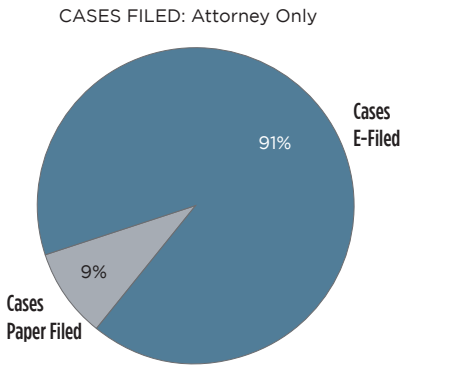
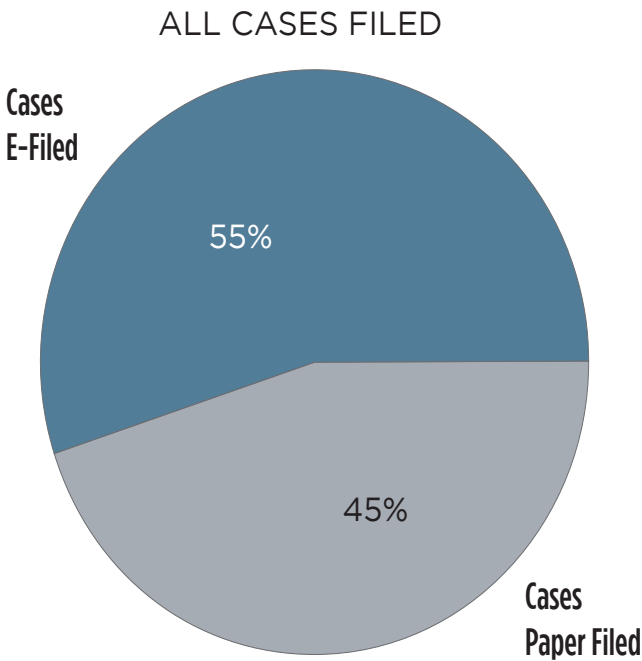
The following charts show a breakdown of the percentage of filings that were filed through the Court's E-Filing Portal.

2021 Case Statistics

E-Filing 2021

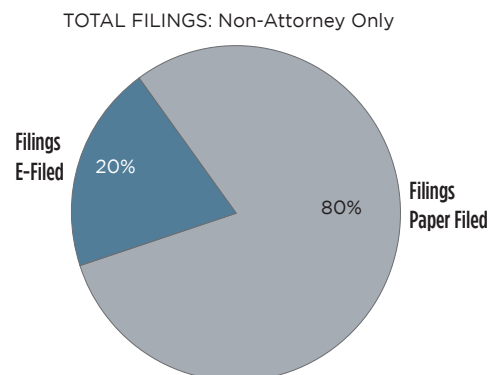
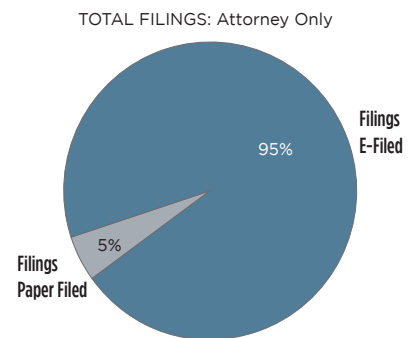
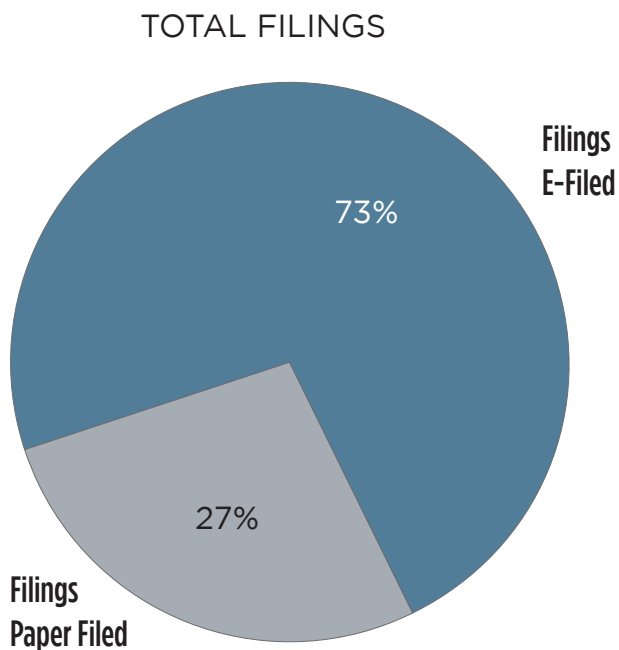
TOTAL NEW CASES FILED 2021

	All	Attorney Only	Non-Attorney Only
Total Cases Filed	1,607	866	741
Cases E-Filed	881 55%	786 91%	95 13%
Cases Paper Filed	726 45%	80 9%	646 87%



TOTAL FILINGS IN 2021

	All	Attorney Only	Non-Attorney Only
Total Filings	10,139	7,190	2,949
Filings E-Filed	7,427 73%	6,847 95%	580 20%
Filings Paper Filed	2,712 27%	343 5%	2,369 80%





SECTION 6

APPENDICES

2021 CASE STATISTICS

Appendix A: Practice of Law Cases - Cases Filed

CASES PENDING DECEMBER 31, 2020		58
DISCIPLINARY CASES		
Cases on Report of Board		28
Consent to Discipline Cases		7
Attorney Retirement/Resignation Cases		35
Reciprocal Discipline Cases		4
Cases upon Felony Conviction		3
Cases upon Default of Child Support Order		1
Disciplinary Default Cases pursuant to Gov.Bar R. V(14)		5
Cases on Motion for Interim Remedial Suspension		3
Judge Disciplinary Cases under Gov.Bar R. V		5
	TOTAL	91
BAR ADMISSION CASES		
Character and Fitness Cases		4
	TOTAL	4
UNAUTHORIZED PRACTICE OF LAW CASES		
Unauthorized Practice of Law/On Report of Board		1
	TOTAL	1
OTHER MATTERS RELATING TO THE PRACTICE OF LAW		
Motion to Show Cause		1
	TOTAL	1
TOTAL PRACTICE OF LAW CASES FILED		97

DISCIPLINARY CASES

Cases On Report of Board

Public Reprimand	3
Definite Suspension	19
Indefinite Suspension	5
Disbarment	3
Dismissed	1
TOTAL	31

Consent to Discipline Cases

Public Reprimand	7
Definite Suspension	6
TOTAL	13

Attorney Retirement/Resignation Cases

Retirement Accepted	35
Resignation Accepted with Disciplinary Action Pending	12
TOTAL	47

Reciprocal Discipline Cases

Definite Suspension	1
Indefinite Suspension	2
Interim Default Suspension	1
Dismissed	1
TOTAL	5

Cases Upon Felony Conviction

Interim Suspension	3
--------------------	---

Cases Upon Default of Child Support Order

Interim Suspension	1
--------------------	---

Disciplinary Default Cases pursuant to Gov.Bar R. V(14)

Definite Suspension	1
Indefinite Suspension	7
Dismissed	4 ⁸
TOTAL	12

⁸Case Nos. 2019-0553, 2020-0936, 2020-1039, and 2020-1041 were dismissed upon the acceptance of the attorneys' resignations from the practice of law with disciplinary action pending.

2021 CASE STATISTICS

Practice of Law Cases - Cases Disposed - Continued

Cases on Motion for Interim Remedial Suspension	
Interim Suspension	3
Judge Disciplinary Cases under Gov. Bar R.V	
Definite suspension	3
TOTAL	3

BAR ADMISSION CASES

Character and Fitness Cases	
Applicant Approved	2
Applicant Disapproved; May Reapply	6
Applicant Disapproved; Barred from Reapplying	1
TOTAL	9

UNAUTHORIZED PRACTICE OF LAW CASES

Cases On Report of Board	
Respondent enjoined from actions constituting the unauthorized practice of law and civil penalty imposed	5
Cases On Consent Decree	
Respondent enjoined from actions constituting the unauthorized practice of law and civil penalty imposed	1
Respondent enjoined from actions constituting the unauthorized practice of law	1
TOTAL	7

TOTAL PRACTICE OF LAW CASES DISPOSED **134**

CASES PENDING DECEMBER 31, 2021 21

PRACTICE OF LAW CASE CLEARANCE RATE 138%

PUBLISHED BY
THE SUPREME COURT *of* OHIO
Office of the Clerk
March 2022





THE SUPREME COURT *of* OHIO

OFFICE OF THE CLERK
65 South Front Street
Columbus, Ohio 43215-3431
supremecourt.ohio.gov